

USER GUIDE

Mazda Finance Online



INTRODUCING MAZDA FINANCE ONLINE. THE EASY WAY TO MANAGE YOUR ACCOUNT.

Mazda Finance Online is the easy way to manage your account online. You can change your correspondence preferences at any time, update your details, access your balance, view your transactions and more. It's just part of our commitment to making life easier for our customers.

ON YOUR DESKTOP

1. Registering

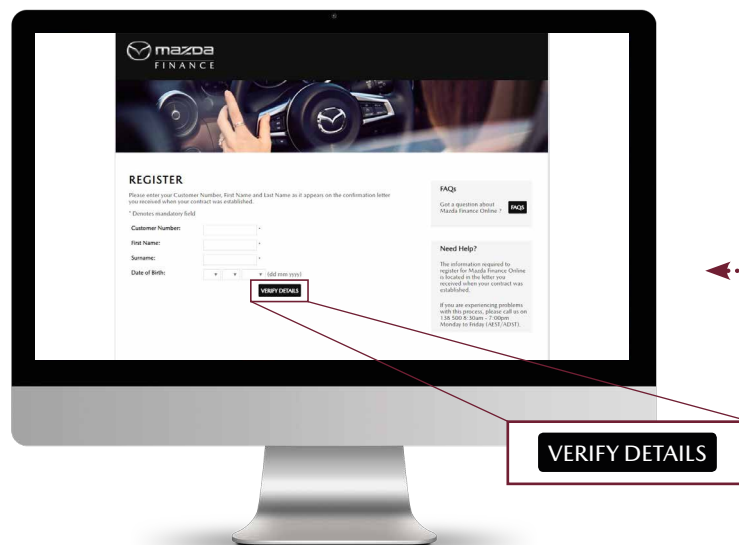
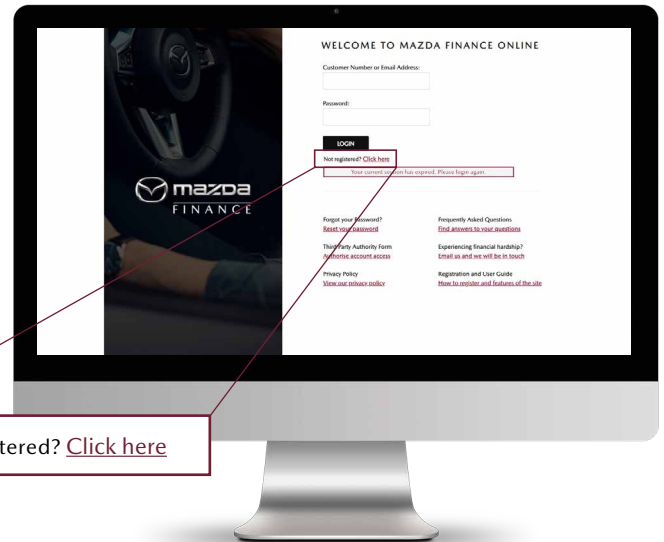
Navigate to the Mazda Finance Online web page by clicking on the following link:

mfonline.com.au

2.

You will be taken to the user sign in page. Click on the link to the left of the page **"Not Registered?"**

Not Registered? [Click here](#)



3.

You will be directed to a pop up to the **"Conditions of Use"** for Mazda Finance Online. Please take the time to read these conditions before proceeding.

4.

You will need to enter your

- Customer Number
- First Name
- Last Name
- Date of Birth

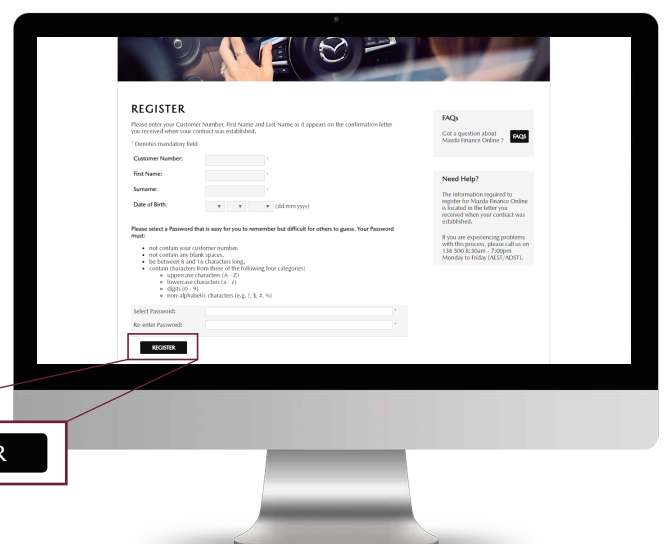
and then click **"Verify Details"**

5.

Set up a password to view your account.

Once you are registered, you are able to view your contracts, generate statements, request a payout quote and update your details. Update your email address on the Personal Details page. You can log in to Mazda Finance Online using your Customer Number or email address.

REGISTER



ON YOUR MOBILE

1. Registering

Navigate to the Mazda Finance Online web page by clicking on the following link:

mfonline.com.au



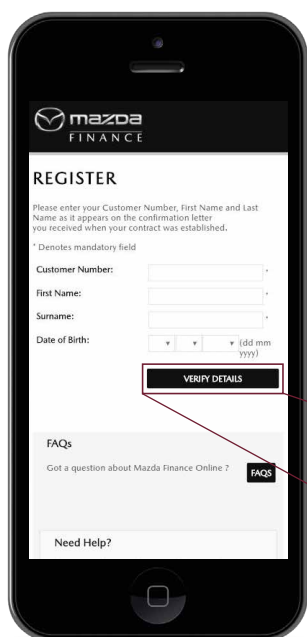
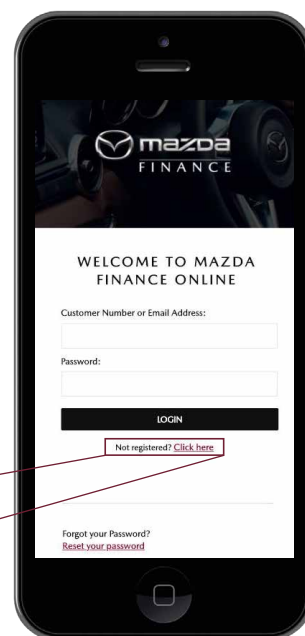
2.

You will be taken to the user sign in page.

Click on the link centred on the page

"Not Registered?"

Not Registered? [Click here](#)



3.

You will be directed to a pop up to the **"Conditions of Use"** for Mazda Finance Online. Please take the time to read these conditions before proceeding.

4.

You will need to enter your

- Customer Number
- First Name
- Last Name
- Date of Birth

and then click **"Verify Details"**

5.

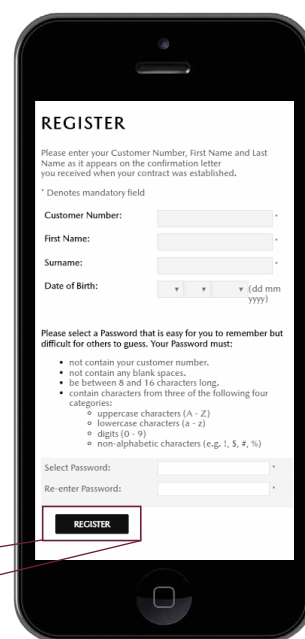
Set up a password to view your account.

Once you are registered, you are able to view your contracts, generate statements, request a payout quote and update your details.



Update your email address on the Personal Details page. You can log in to Mazda Finance Online using your Customer Number or email address.

REGISTER

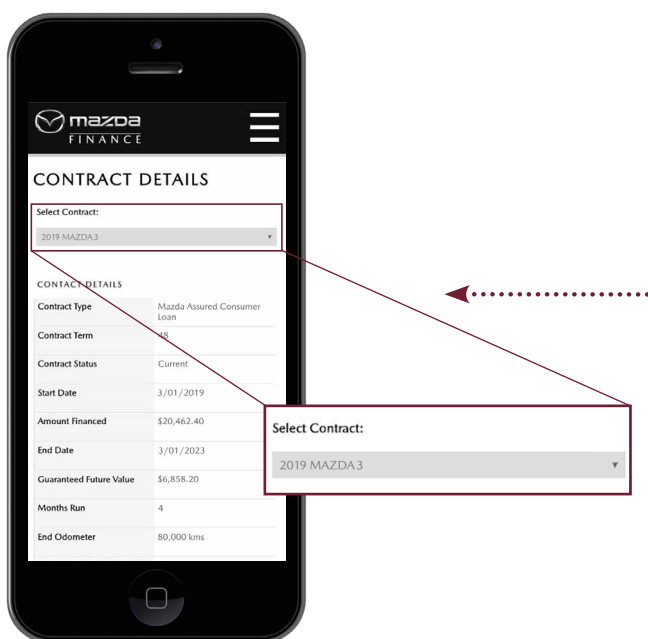
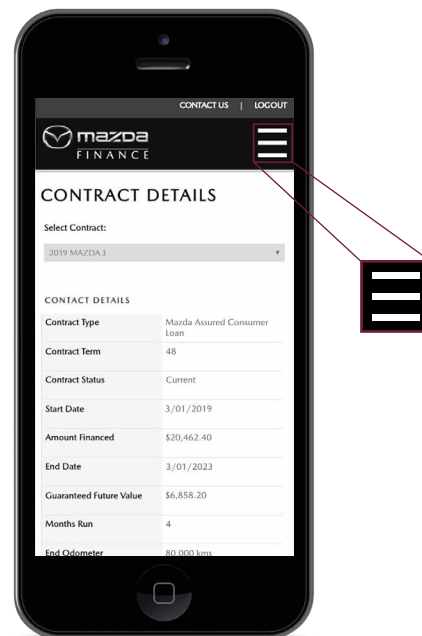


ON YOUR MOBILE

Navigate

Use the menu icon on the top right to navigate the site.

Here you will be able to view the available options including contract details, transactions, payout quote, personal and payment details.



View Contracts

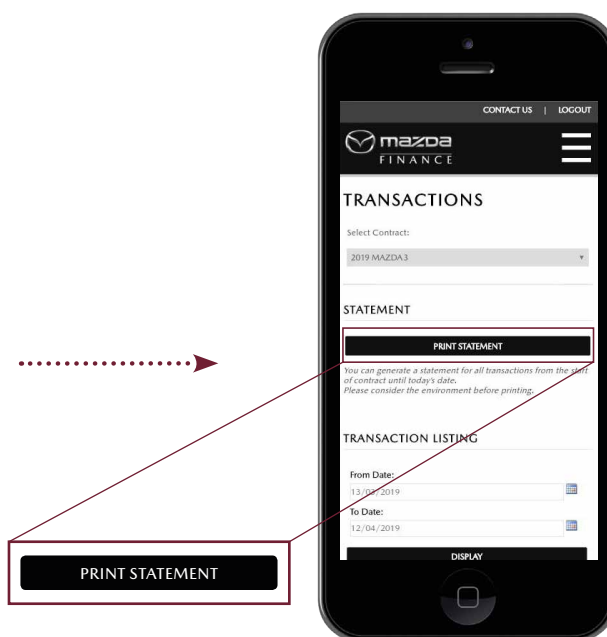
View all your **Current Loan Accounts** online.

Here you will be able to view your contract term, your repayment information, and vehicle details. You can also view your annual interest and billing schedule from this screen.

Generate a Statement

Looking for an easy way to get a **Statement of Account**?

Select the relevant contract from the drop-menu, press **"Print Statement"** and a new web page will launch with all the transactions on your loan account. You can then choose to forward this as a text message, email or save it to your iBooks or Notes.



If you require any further assistance please contact the Mazda Finance team on 138 500